

AM1P Series

AM1P Series



AM1P Series Circuit Breaker

Product Description

Increased performance and compact packaging make the AM1P perfect for demanding dc applications. The AM1P delivers maximum performance in the smallest package size available in the industry.

11

Application Description

With a 250 ampere current rating and 50,000 ampere interrupting capacity at 80 Vdc, the AM1P is ideal for telecommunications sites with space constraints or high current applications.

Using a parallel wiring configuration, the AM1P delivers 200 amperes in a 2-pole design and 250 amperes in a 3-pole design. In addition, the AM1P employs a proprietary technology known as PCE or Precision Current Equalization. This technology ensures that current flows evenly through all poles and nuisance tripping is eliminated.

Features, Benefits and Functions

- Maximum current rating up to 250 amperes.
- Plug-in, screw and stud terminals.
- Operating temperature -40°C to +85°C.
- Shock-tested for shock in accordance with MIL-STD-202, Method 213, Test Condition I.
- Vibration-tested in accordance with MIL-STD-202, Method 204, while carrying full-rated current.

- Minimum life of 10,000 on/off operations, with 6,000 at rated current and voltage, and 4,000 at no load.
- Dielectric strength tested in accordance with MIL-STD-202, Method 1500 volts at 50/60 Hz, 1100 Vdc (or twice rating plus 1000 volts).
- Insulation resistance of 100 Megaohms minimum at 500 Vdc, per MIL-STD-202, Method 302.
- Flammability specifications of UL 94-VO Case, UL 94-HB Handle.

Standards and Certifications

The AM1P Series is UL 489A listed.

Technical Data

Dimensions in Inches and (mm)

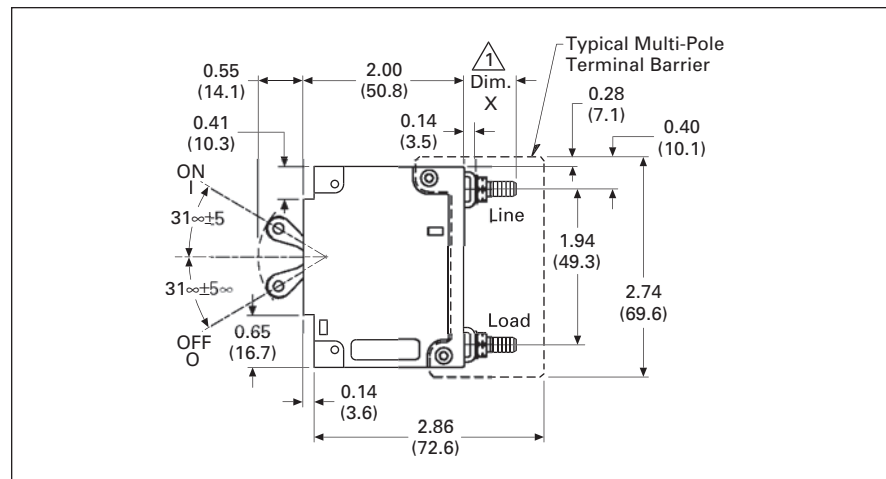


Figure 11-64. Standard Handle Configuration



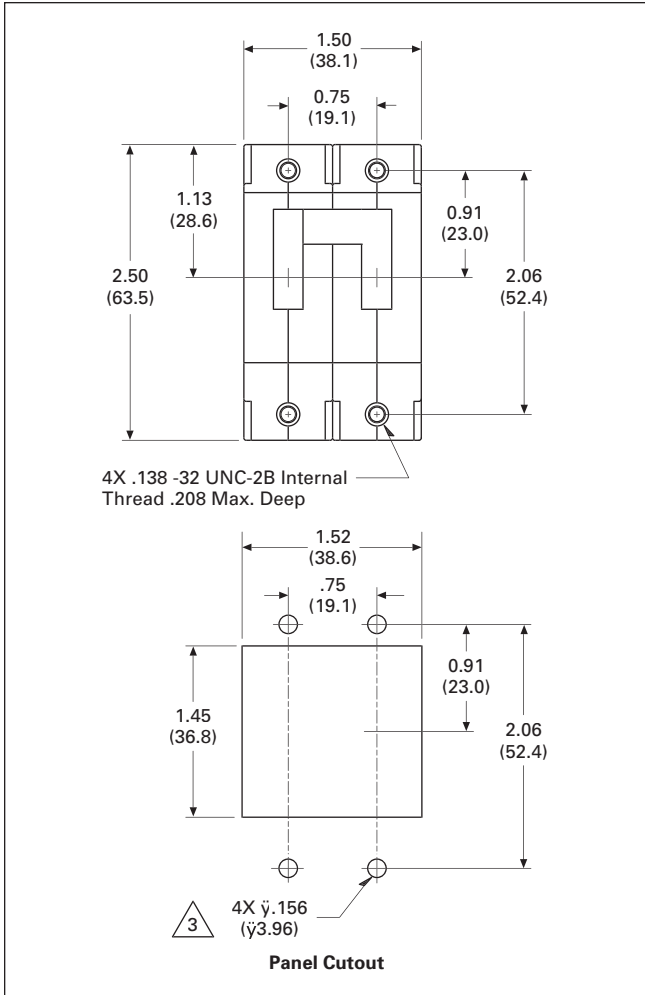


Figure 11-65. 2-Pole Configuration (101 – 200 Ampere)

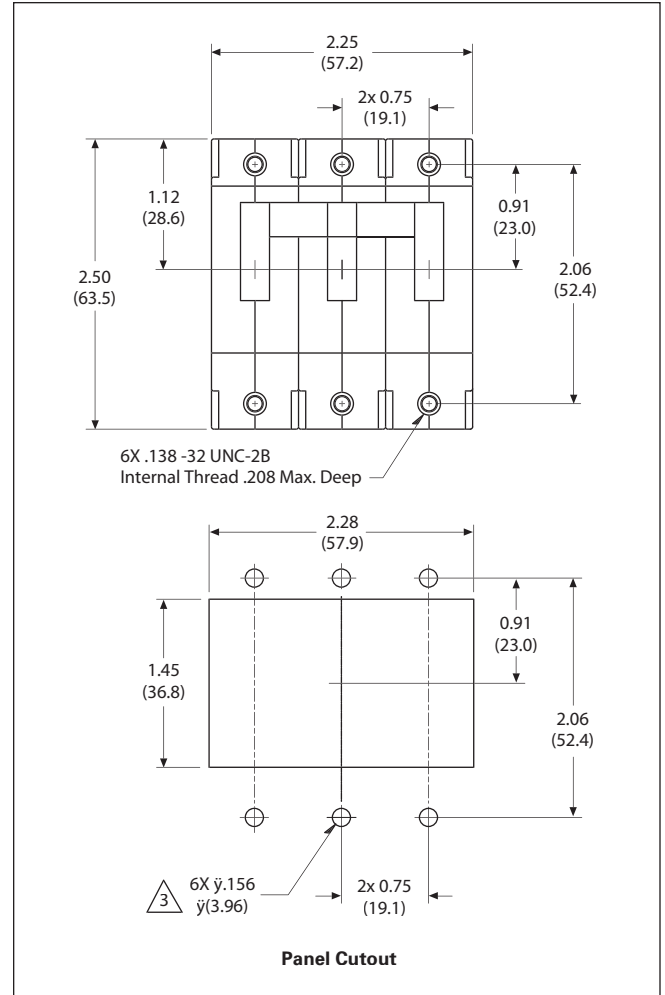
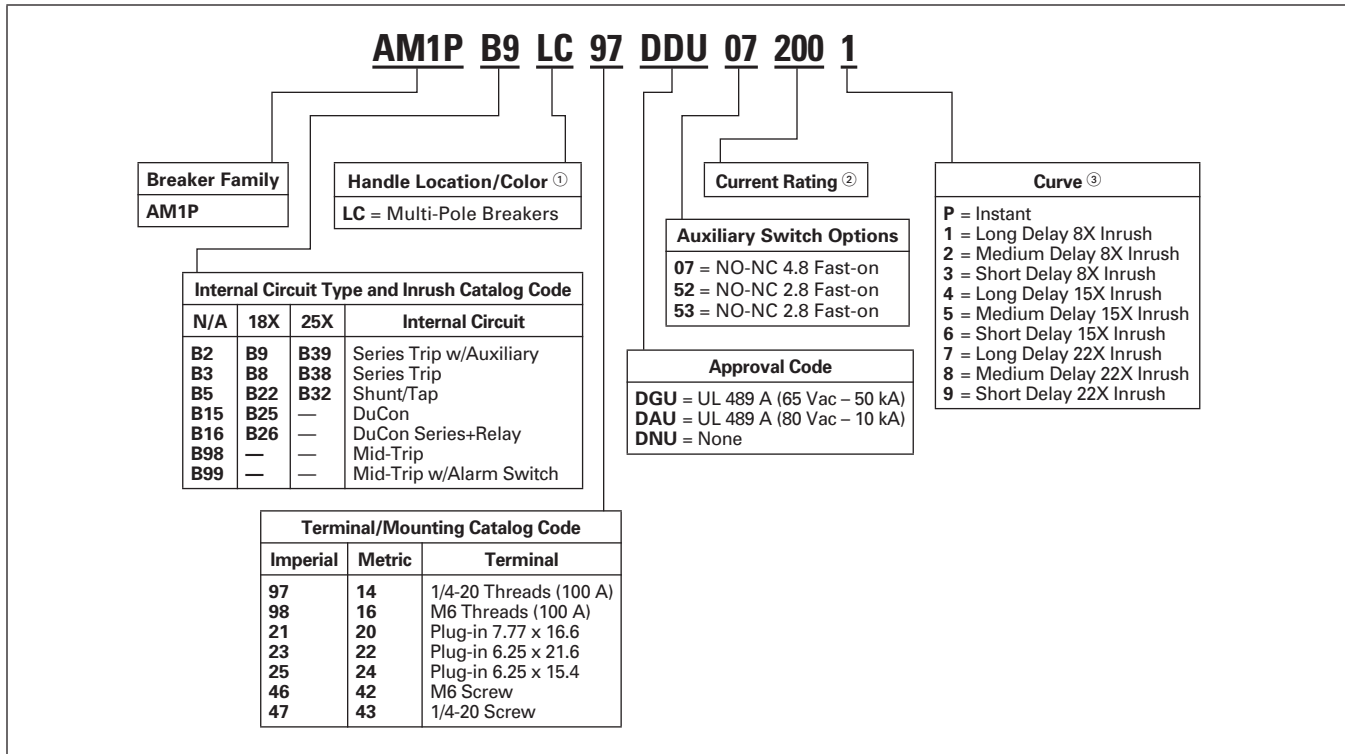


Figure 11-66. 3-Pole Configuration (201 – 250 Amperes)

Product Selection

Table 11-97. AM1 Catalog Numbering System



① Specify LC for multi-pole breakers with common trip handle as standard.

② Enter the three digit current rating from 101 – 250 amperes. 101 – 200 amperes is configured as 2-poles in parallel, 201 – 250 as 3-poles in parallel.

③ Specific data on trip curves can be found on the Web at www.eaton.com/heinemann.