TTG-Series Rocker Switches



The TTG-Series Mini Tippette snap-in rocker switches consist of two single pole illuminated or non-illuminated switches in a common base. Each pole can have the same or different switch function. These switches are AC rated up to 20 amps and are also suitable for low-voltage DC applications, in a wide range of markets including Appliance, HVAC, Food service and Transportation.

Dielectric Strength
UL/CSA:
1000V - live to dead metal parts
Electrical Life
50,000 cycles- maintained
25,000 cycles- momentary
Mechanical Life
100,000 cycles
Operating Temperature
32°F to 150°F (0°C to +65.6°C)

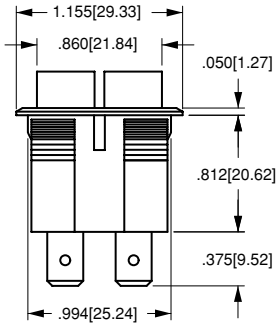

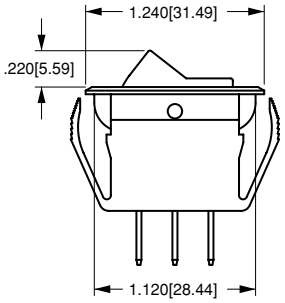

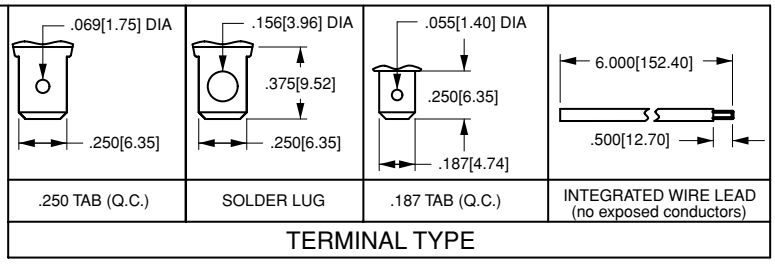

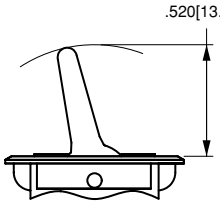

PADDLE

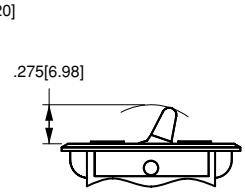

SHORT PADDLE

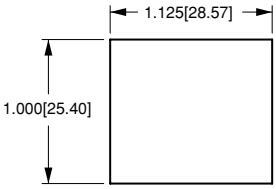

MOUNTING HOLE
Panel Thickness:
.020[.508] min. to
.250[6.35] max.

TTG	T	-	TA	20	1	-	T	B	-	B			
			LTA	20	1	-	T	R	-	B		/	125N

1 Base Part Number — 2 Circuit — 3 Basic Switch Number — 4 Rating — 5 Termination / Function — 6 Actuator Style — 7 Actuator Color — 8 Base Color — 9 Lens Color — 10 Lamp Voltage

1 BASE PART NUMBER: SERIES[1]
TTG Two Single Pole switches in one base

2 CIRCUIT
See Circuit Designation Chart Page 17.

3 BASIC SWITCH NUMBER
TA ON-NONE-OFF
TB ON-NONE-ON
TC ON-OFF-ON
LTA ON-NONE-OFF, lighted

4 RATING
10 5A 250VAC, 10A 125VAC, 1/2HP 125-250VAC
11 5A 250VAC, 10A 125VAC, 5A 125VAC L
20 10A 250VAC, 15A 125VAC, 3/4HP 125-250VAC
21 10A 250VAC, 15A 125VAC
22 10A 250VAC, 15A 125VAC, 20A 125-250VAC H, 3/4HP 125-250VAC

5 TERMINATION/FUNCTION

	solder lug	*.250 tab QC*	*.187 tab QC*	*wire leads*
ON-NONE-OFF	**0**	**1**	**3**	**5**
(ON)-NONE-OFF	**A**	**B**	**D**	**F**
ON-NONE-(OFF)	**L**	**M**	**R**	**T**
ON-NONE-ON	**0**	**1**	**3**	**5**
ON-NONE-(ON)	**A**	**B**	**D**	**F**
ON-OFF-ON	**0**	**1**	**3**	**5**

6 ACTUATOR STYLE
P paddle
PS short paddle
T rocker

7 ACTUATOR COLOR
unlighted [2]
B black
W white
lighted [3]
A amber
C clear
G green
LU blue
R red

8 BASE COLOR[2]
B black
W white

9 LENS COLOR[3]
A amber
C clear
G green
LU blue
R red
W white

10 LAMP VOLTAGE
incandescent
6V 6 volt
12V 12 volt
18V 18 volt
24V 24 volt
28V 28 volt
neon [3]
125N 125 volt neon
250N 250 volt neon

NOTES
Imprinting is available. Consult factory.
Panel Cut-Out Recommendations: For sheet metal panels, switch must enter panel in same direction as the punch. (Burr on bottom.) Test cut hole in actual material.
1 TTG available with circuits A,B,C,D,E,F,L,T,U.
2 Custom colors are available. Consult factory.
3 Specify lens color only if Basic Switch Number is LTA (lighted) with paddle actuator. If not, leave blank. Neon lamps (125V or 250V) not recommended with green or blue actuators and lenses.
4 Specify lamp voltage only if basic switch is LTA (lighted)
( ) Indicates momentary function.