

TG/LTG-Series

Rocker Switches

The TG-Series Mini Tippet rocker switches are single or double pole and feature an all nylon double-insulated construction. These switches are designed with snap-in mounting for fast, low cost assembly. The illuminated version (LTG) is available with either a paddle or rocker actuator. These AC rated switches are also suitable for low-voltage DC applications assuring compatibility for a wide range of markets including Appliance, HVAC, Food service, and Transportation.



Carling Technologies®

Innovative Designs. Powerful Solutions.

Innovative Designs. Powerful Solutions.

Carling Technologies, Inc.
60 Johnson Avenue • Plainville, CT 06062-1177
Phone: (860) 793-9281 • Fax: (860) 793-9231
Email: sales@carlingtech.com • www.carlingtech.com

Dielectric Strength

UL/CSA:
1000V - live to dead metal parts

Electrical Life

50,000 cycles - maintained
25,000 cycles - momentary

Mechanical Life

100,000 cycles

Operating Temperature

32°F to 185°F (0°C to 85°C)

LTG **G** **O** **50** **1** - **T** **B** - **B** - **R** / **125**

1 Base Part Number 2 Circuit 3 Center Position 4 Rating 5 Termination 6 Actuator Style 7 Actuator Color 8 Base Color 9 Lens Color 10 Lamp Voltage

1 BASE PART NUMBER: SERIES
TG Double Pole, Non-Lighted
LTG Double Pole with Indicator Lights

2 CIRCUIT¹
 See Circuit Designation Chart.

3 CENTER POSITION
C Center OFF, Three position
O No Center OFF, Two position

4 RATING
40 5A 250VAC, 10A 125VAC, 1/2HP 125-250VAC
41 5A 250VAC, 10A 125VAC
50 10A 250VAC, 15A 125VAC, 3/4HP 125-250VAC
51 10A 250VAC, 15A 125VAC

5 TERMINATION/FUNCTION

	Solder Lug	.250 Tab QC	.187 Tab QC	Wire Leads
On-None-Off	0	1	3	5
(On)-None-Off	A	B	D	F
On-None-(Off)	L	M	R	T
On-None-On	0	1	3	5
On-None-(On)	A	B	D	F
On-Off-On	0	1	3	5

6 ACTUATOR STYLE
P Paddle **T** Rocker

7 ACTUATOR COLOR²
B Black **W** White

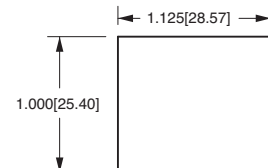
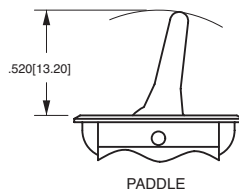
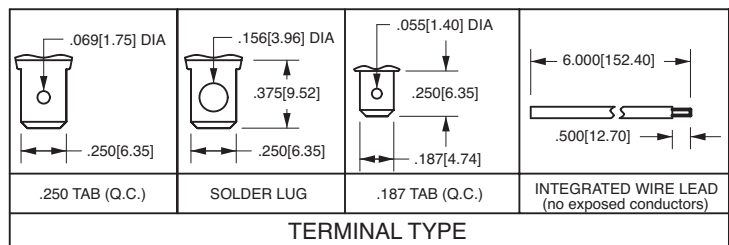
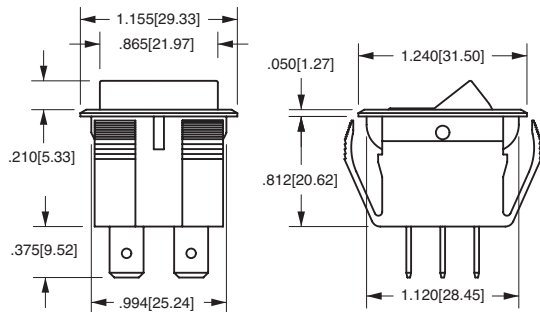
8 BASE COLOR²
B Black **W** White

9 LENS COLOR³
A Amber **C** Clear **R** Red

10 LAMP VOLTAGE

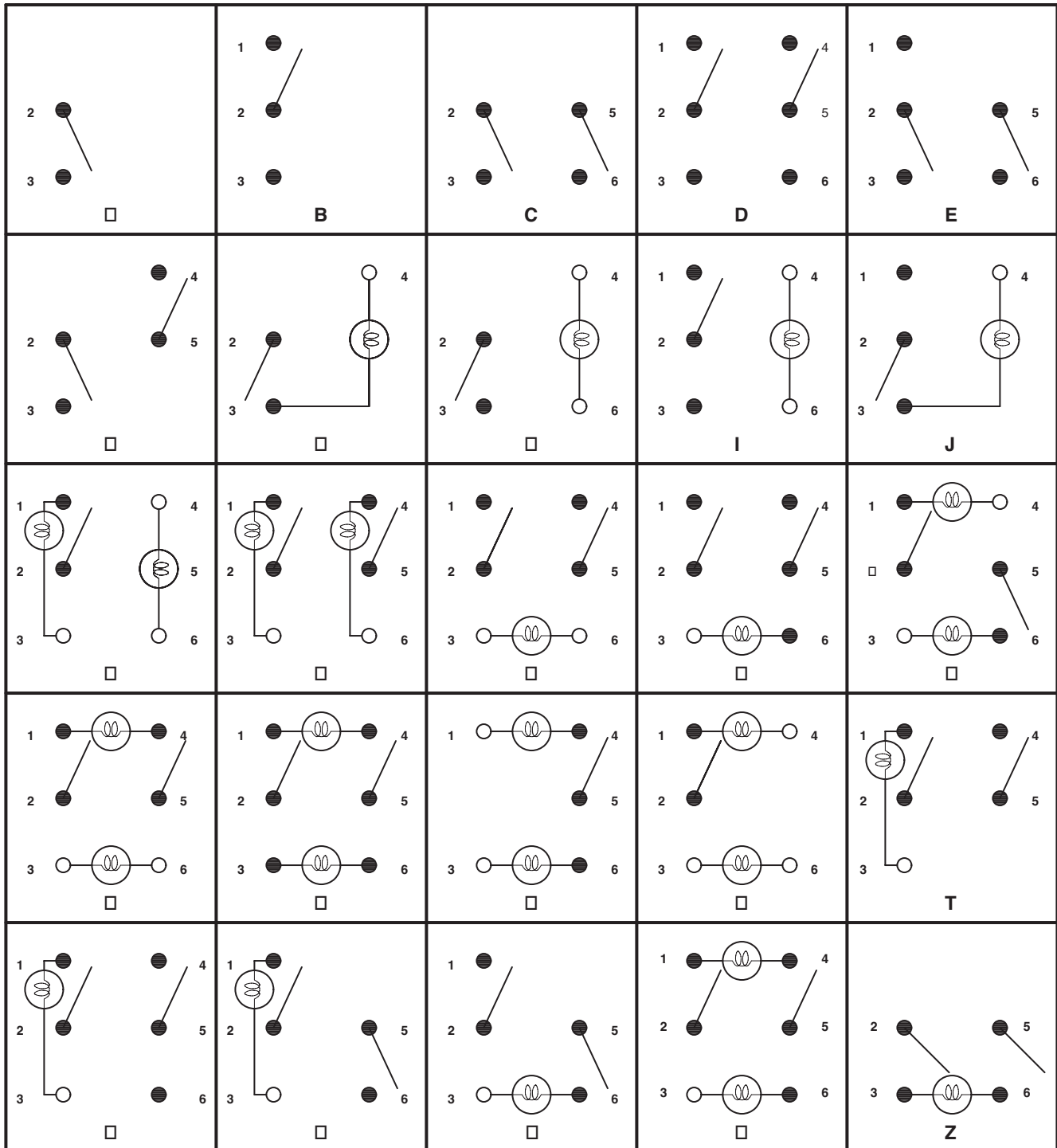
incandescent		neon	
6V	6 volt	125N	125 volt neon
12V	12 volt	250N	250 volt neon
18V	18 volt		
24V	24 volt		
28V	28 volt		

Notes:
 Imprinting is available. Consult factory.
 Panel Cut-Out Recommendations: For sheet metal panels, switch must enter panel in same direction as the punch. (Burr on bottom.) Test cut hole in actual material.
 1 TG available with circuits A, B, C, D, E, F; LTG available with circuits G, H, I, J, M, N, P, Q, R, T, U, V, Y, Z.
 2 Custom colors are available. Consult factory.
 3 Specify lens color for LTG-Series only.
 () Indicates momentary function.



MOUNTING HOLE
 Panel Thickness:
 .030 [.762] min. to
 .250 [6.35] max.

*Manufacturer reserves the right to change product specification without prior notice.



● CONTACT TERMINAL
Will make contact with switching lever

● CONTACT TERMINAL AND SWITCH LEVER

○ ISOLATED TERMINAL
Does not make contact with switching lever

⊗ BULB

REV_SW_TG/LTG_0912